



BPIC MAGAZINE

SUMMER 2021

Everything you need
to know about
Belfast Photo Imaging Club

Includes:
Season review
&
New Members
Welcome Pack



SUMMARY

5. A message from our chair
6. New committee line up for 2021 - 2022
7. Our club history
8. BPIC today
10. NIPA
12. Members Gallery
14. NIPA Round One Submissions
16. Members Gallery
18. NIPA Round Two Submissions
20. Members Galleries
22. NIPA Round Three Submissions
24. Members Gallery
26. NIPA Round Four Submissions
28. Members Gallery
30. NIPA Round Five Submissions
32. NIPA Starred Images
38. British Photographic Exhibitions
53. Instructions for entering NIPA rounds
55. Resizing Images
57. P.O.T.Y.
60. Irish Photographic Federation
61. AIPF Member Achievement
65. Royal Photographic Society
68. Jargon Buster
69. Member Benefits
72. Guest Speakers

www.bpicni.com

Belfast Photo Imaging Club

c/o Morton Community Centre
10 Lorne Street
Belfast BT9 7DU

September to May
Thursday 7:30pm - 10:00 pm

Cover image
Two Empty Seats by Stephen Weatherall

Magazine produced by: Michael Byrne LIPF BPE1*

Blue Tit on Roses - by: Martin Lamb



Three Pears - by: Glen Banna



James - by: Ian Clarke



A Message from our Chair



Mark Davison
Chair BPIC

Welcome to Belfast Photo Imaging Club one of the best and friendliest camera clubs in Northern Ireland.

Here in BPIC we make great effort to welcome new members this forthcoming season.

This welcome magazine contains much of what you need to know, about what we do as well as some really helpful tips for you to consider; keep an eye on our public Facebook page as well.

This season our club programme will be a combination of weekly online meetings via Zoom and one evening per month a practical session in Morton Community Centre, Lorne Street, Belfast.

Membership of BPIC will provide you with a great opportunity to enjoy photography with others, whether it is a past time, a hobby or obsession we have something for you.

Our guest photographers are from all regions of the United Kingdom and some from further beyond. They have a broad range of experience covering a vast genre, landscape, studio, wildlife, portrait, macro and many other fields of photography, please view our programme inside this brochure.

BPIC have appointed a designated Covid Officer to liaise with the staff of our Community Centre. The Risk Assessment, Procedures and Control Measures that are being implemented in order to reduce the risk of exposure to Covid 19, members health and well being is our top priority and therefore we have arranged to rent larger premises for our practical sessions with a maximum of 20 members.

It is our intention to host outdoor events as Covid regulations are relaxed. Last season we were able to undertake trips to the Saltees, an island off the Wexford coast, Divis Walk, a Birds of Prey Centre and a Wildlife trip around the coastal waters of Rathlin Island.

Choosing BPIC as your camera club is the next big step in you enjoying your photography in new and exciting ways and hopefully developing your skills and knowledge along the way.

We hope this magazine will be an encouragement and an insight into Belfast Photo Imaging Club.

Mark Davison

BPIC Chair
email: chair@bpicni.com

A very warm welcome from all at Belfast Photo Imaging Club

This magazine contains a wealth of information that we think will be useful to everyone who plans to, or has... joined BPIC for the coming season.

Inside you will find details about our camera club, listing the types of evenings and events you can expect. You will also see a vast array of images taken by our members.

There are also a host of hints and tips that will hopefully help and improve your photography skills.

So you will know some faces come September, let's introduce the new committee for the 2021 - 2022 season.



Chair
Mark Davison

chair@bpicni.com



Vice Chair
Ian Clarke

vicechair@bpicni.com



Treasurer
Michael Byrne
LIPF BPEI*

treasurer@bpicni.com



Secretary
Damian McConville LIPF

clubsecretary@bpicni.com



NIPA Representative
Matthew Canning AIPF BPE3*

niparep@bpicni.com



Committee Member
Bernie Deighan



Competitions Secretary
Adrian Wheeler LIPF

competitionsecretary@bpicni.com



Committee Member
Stephen Wetherall

All about BPIC...



B PIC was formed in 1996. The original club was called the Staff Association Photographic Club, and it was based in an ancient wooden building in the grounds of the Belfast City Hospital. Membership of the club was then open only to those who were members of the Eastern Health and Social Services Board (as was then) Staff Association.

In 1996 we were 'evicted' from our building to make way for what is now the Renal Unit at BCH, moving to our current home at Morton Community Centre. A short time later, the Maysfield Camera Club was evicted from the old Maysfield Leisure Centre. The membership of the Maysfield Camera Club joined us at Morton and the two clubs were amalgamated, retaining the name of the Staff Association Photographic Club.

We maintained our ties with the EHSSB Staff Association until 1999, when we broke all our connections. As this was a break from the past, there was no need to retain the 'Staff Association' in the name of the club. The name of the club was then formally changed to 'Belfast Photo-Imaging Club' - with a membership of 17!

The name was chosen because, even in 1999, digital imaging was in its infancy, and we chose to recognise that fact in our name. Little did we know that film would become redundant, and digital imaging would prevail.

With many thanks to Billy Leahey APAGB for providing the Club history.

BELFAST PHOTO IMAGING CLUB

TODAY...

Belfast Photo Imaging Club is now one of the top camera clubs in Northern Ireland – and one of the friendliest!

We have a membership that is diverse in every way, including age, gender, ethnicity and ability, with photographers ranging from novice to professionals at the top of their game.

We meet on most Thursday evenings during our season (September to May) at Morton Community Centre (Lisburn Road) between 7:30pm and 10:00pm.

Our aim is to help all members to develop their photography skills and knowledge, and to have some fun along the way.

We are registered with both the Northern Ireland Photographic Association (NIPA) and the Irish Photographic Federation (IPF) and we enter the open and themed NIPA competitions each season.

We actively encourage our members to seek accreditation via the RPS and/or IPF, and provide mentoring assistance to help in this regard.

We hold several studio nights in the club premises, invite quality guest speakers to the club meetings to share their knowledge and experience of photography, and we organise several club outings throughout the year.

We communicate with our diverse membership mostly by email and via social media and in 2015, we started to produce a regular digital newsletter exclusively for our membership, which is delivered on a regular basis as a PDF to all members' in boxes - it has proved to be very popular.

New members are always made to feel welcome.

As well as our normal meetings, a number of the experienced club members have offered to be mentors for new members to the club.

If you need help or guidance simply ask a mentor. They can help you in a number of ways; maybe explaining a feature on your camera, discussing composition, or even helping you decide which pictures to enter in a competition.

With the wide range of skills available in the club we will usually be able to match you up with a relevant expert!

Although each evening will be slightly different we follow a standard pattern;

- Members arrive from 7:30 to help set-up the room (setting out chairs etc.)
- At 7:45 the meeting will open with a short introduction and any announcements about what's coming-up and what's going on in the club.
- The first half starts. For a competition this would usually be the digital entries
- Around 8:45 we take our coffee break. We ask that everyone takes turn helping out in the kitchen to get things ready for coffee break.
- We then have part 2 of the evening. On a competition night this is when we'd view and judge the prints.
- We finish at around 9:45, and thank our speaker or judge. Then everyone helps pack-up, clearing away the chairs and cleaning the kitchen.





NIPA:

COMMITTED TO THE ADVANCEMENT OF PHOTOGRAPHY



An introduction to competitions

BPIC is one of 29 camera clubs in Northern Ireland, all of which are governed by the Northern Ireland Photographic Association (NIPA). NIPA organises Inter-Club Competitions, an Annual Exhibition and many other photographic events/competitions, their programme can be found on their website www.niphoto.co.uk.

"The Northern Ireland Photographic Association, founded in 1967, is committed to the advancement of photography in all its forms for and on behalf of all its member societies, groups and associated bodies. Our mission is to provide a platform for the development of photographic skill and the enjoyment of the medium through a social enterprise of activities within the communities we serve. The council membership of the association, committees and volunteers are committed to a partnership that provides for the sharing of skill and social enterprise dedicated to the advancement of the medium of photography."

NIPA: Committed to the advancement of photography

Our Purpose: "the advancement of photography in all its aspects"

Our Priorities: Improve all aspects of 'association' with our camera clubs,

Formalise the roles and responsibilities of some of our Committees, to ensure they have the support they need.

Our Plans: We aim to achieve, all of the above, in a number of ways.

Council Meetings. Primarily; all

"BPIC is one of 29 camera clubs in Northern Ireland, all of which are governed by the Northern Ireland Photographic Association (NIPA)."

through 'professional, fair, open and transparent' competitions – judging and adjudication.

Promote the excellence of NIPA images, in competition and exhibition, with PAGB, IPS and beyond - through 'professional, fair, open and transparent' selection.

Encourage and develop our current, and future, NIPA judges and lecturers.

Improve all aspects of NIPA communication through our 'Public Relations Office', our website, and presence on social media.

our work is discussed, and agreed, through our NIPA Council meetings.

Committees. Our NIPA committees, behind the scenes, accomplish most of the work. These are made up of volunteers; who tirelessly devote their time, knowledge, skills and experience.

An introduction to NIPA competitions

NIPA Inter-club Competition

The Competition is held over the Club Season, and consists of 5 separate Rounds, with 3 sections in each:

Colour Prints

Mono Prints

Projected Digital Images

For each round a Camera Club can submit:

4 Colour Prints

4 Mono Prints

4 Digital Images

The Club holds a selection evening, where entries to represent the club are chosen. At least one of the entries in each section MUST come from someone classified as a novice. Prints should be displayed on mounts no larger than 40cm x 30cm.

Digital Images to be sized to a maximum of 1600 pixels wide and a maximum of 1200 pixels high. Any image which does not match the above pixel dimensions will be displayed with a dark grey border. They should be in jpeg format and sRGB colour space.



Some Rounds are open (i.e. any subject matter whatsoever) and other Rounds are themed.

This year (2021/2022) planned theme / subjects will be:

Round 2 (genre) Street Photography
Round 4 (theme) Human Impact on the Environment

Each club submits their entries, for each round, and they are judged against each other. The top entries in each section get awarded points for their club. After judging they hold an exhibition of the entries and the three judges provide some feedback on the entries. The top half dozen entries will be awarded a NIPA Star.

At the end of the Season, the Club with the most points win the title of NIPA Top Club. There will also be a winner of each Section, Colour Prints, Mono Prints and Digital Images.

All the starred images qualify for the Top Image Competition, where the best Print and Digital Image is chosen at the end of the Season. Details of club members 'Starred' images can be found on the NIPA website.

Exhibitions and other competitions

NIPA Exhibition

NIPA holds an Annual Exhibition. Any Camera Club member can enter up to 4 Colour Prints, 4 Mono Prints and 4 Digital Images.

The prints must be displayed on a maximum mount size of 50cm x 40cm. All the entries are judged by an external Judge, who selects the Top 75 Prints and Digital images. These will be used for the Exhibition, which is normally held at the Waterfront Hall in December.

NIPA Novice Competition

NIPA holds an Annual Competition for Novice photographers. (as defined by the Rules on the NIPA website) Each member can enter up to 4 prints/images in each category, Colour Prints, Mono Prints and Digital Images.

This year planned theme / subject will be

Round 2 (genre) Street Photography. Round 4 (theme): Human Impact on the Environment

Roy Finlay Natural History Competition

This is a Natural History Competition, consisting of any natural object or organism in its natural surrounds (i.e. cultivated plants, zoo animals or pets are not eligible).

PAGB Inter-Federation Club PDI Competition

The Photographic Alliance of Great Britain (PAGB) is the UK governing body for Camera Clubs.

The Inter-Club Projected Digital Image Championship is held each July. Federations each nominate two Clubs to take part alongside the Finalists from the previous year. The category is Open. Trophies and PAGB medals are awarded to the winning Clubs. Medals are also awarded to individual images

PAGB Inter-Federation Club Prints Competition

The Inter-Club Print Championship is held each October. Federations each nominate two Clubs to take part alongside the Finalists from the previous year. The category is Open.

Trophies and PAGB medals are awarded to the winning Clubs. Medals are also awarded to individual images.

Inter-Regional Wildlife Competition

Between NIPA and IPF. The definition of Wildlife will be as per FIAP rules. While this is a competition between the respective Nature Groups, the entry will be an individual one, with no selection process. It is a PDI only competition.

Are you a Novice?

A 'Novice' is someone who has yet to meet the criteria set out below.

This will be updated following each Interclub Round, Competition or Exhibition. It is the club's responsibility to use this information, along with any information it may have relating to sub paragraphs 3b to 3e, to determine if their member qualifies as a 'Novice'.

The Rules

3. With immediate effect, a person will no longer be considered a 'Novice' when they:

- Obtain two 'Starred' images in any NIPA Competition. For the purposes of this definition, a 1st, 2nd or 3rd place in any NIPA Competition is considered to be the equivalent of a 'Starred' image;
- Obtain a 3rd level academic photographic qualification;
- Obtain a distinction from a National or International photographic body;
- Obtain two acceptances in Salons, Open Exhibitions or the PAGB Inter-Federation Annual Print and PDI Competition;
- Offer their photographic services, training or skills development for remuneration.

4. At any time, in relation to subsequent NIPA Competitions, the Competition Committee may, in consultation with the camera club, review the standard of an entrant's photography





Members gallery

- 1 Isabel and the Sunflower
Bernie Deighan
- 2 La Rounde
Russell Birch CPAGB
- 3 Painted Lady
Martin Lamb
- 4 Bottoms up
Philip Croft
- 5 Chubbs
Ian Clarke
- 6 Hillsborough
Mark Davison
- 7 Fairy Tree
Damian McConville LIPE
- 8 Crawfords Windmill
Stephen Blayney
- 9 Thunder Road
Stephen Weatherall

NIPA ROUND ONE SUBMISSIONS



Rachelle
Adrian Wheeler LIPF
Top Colour Principal




Arts and Sciences
Adrian Wheeler LIPF
Top Mono Principal



Up Turned Drawer
Matthew Canning AIPF BPE3*
Top PDI Principal



Victorian Engineering
Mal Gribbon
Top Colour Novice



Fencing
Mal Gribbon
Top Mono Novice



Wisteria
Glen Banna
Top PDI Novice



Toxic Tea
Matthew Canning AIPF BPE3*



Morning Mist
Matthew Canning AIPF BPE3*



Finn
Matthew Canning AIPF BPE3*



Pat
Ricky Burns



Here's looking at you
Michael Mckenna



Bellurgan
Adrian Wheeler LIPF

Members gallery

Moth
Mark Overell

Rush Hour
Glen Banna

Grater
Stephen Blayney

Tappets
Mark Davison

Anglepoise
Mark Davison



Lobster Pots
David Mace

Abstract Swirls
Russell Birch CAPGB

Lady in Prism
Matthew Canning AIPF BPE3*

Glass Abstract
Russell Birch CAPGB








Shifting Sands
Stephen Weatherall



Bioengineering A Beetle
Glen Banna



Pure Genius
Steve Bullers



Petronas Tower
Stephen Weatherall



Triangles
Mal Gribbon



Winter Wrap
Ian Clarke


N I P A
R O U N D T W O
A B S T R A C T
S U B M I S S I O N S



Seaside
Philip Croft
Top Colour Novice



Deakin Theatre, Melbourne
Stephen Weatherall
Top Colour Principal




Shooting Stars
Philip Croft
Top Mono Novice



Oxford Street
Stephen Weatherall
Top Mono Principal



Waterdrops
Philip Croft
Top PDI Novice



Up Turned Drawer
Matthew Canning AIPF BPE3*
Top PDI Principal





Members gallery

- 1 Market Hall
Russell Birch CPAGB
- 2 Corbet Misty Sunset
Damian McConville LIPF
- 3 Silhouette
Mal Gribbon
- 4 Gull in Flight
David Mace
- 5 Squawking Heron
Bernie Deighan
- 6 Daisy
Mark Davison
- 7 Swans at Dawn
Mark Davison
- 8 Sand and Sea
Philip Croft
- 9 Spanish Bluebells
Glen Banna

NIPA
ROUND THREE
SUBMISSIONS



Toxic Breath
Matthew Canning AIPF BPE3*
Top Colour Principal



Black Valley
Matthew Canning AIPF BPE3*
Top Mono Principal



Before the Dance
Matthew Canning AIPF BPE3*
Top PDI Principal



Ballycopeland Windmill
Stephen Blayney
Top Colour Novice



Mal
Ricky Burns
Top Mono Novice



Beach
Stephen Blayney
Top PDI Novice



Curious Puffin
Bernie Deighan




Lonely Sweep
Gareth O'Cathain



Escalators
Russell Birch CPAGB



Spike
Stephen Weatherall



Concrete Tree
Gareth O'Cathain



Blue Tit
Martin Lamb



Members gallery

1 Kayelitsha Trampoline
Stephen Weatherall

2 Reaching out
Ricky Burns

3 Sad Shopper
Ian Clarke

4 Desperate Hope
Gareth O'Cathain

5 Lost in prayer
Kevin Jefferies

6 Contemplation
Mal Gribbon

7 Boredom
Russell Birch

8 Memories
Mark Davison

9 Joy
Mal Gribbon

NIPA
ROUND FOUR
EMOTION
SUBMISSIONS



Joy
Russell Birch CPAGB
Top Colour Principal



Loss
Gareth O'Cathain
Top Mono Principal



Final Whistle Dejection
Damian McConville LIPF
Top PDI Principal



Apprehension
Kevin Jefferies
Top Colour Novice



Sweethearts
Mark Davison
Top Mono Novice



Contentment
Top PDI Novice
Kevin Jefferies



Surprise
 Gareth O'Cathain



War Widow
 Glen Banna



Jump for Joy
 Liane Hamill



Purejoy
 Ian Clarke



Final Whistle Elation
 Damian McConville LIPP



Simple Pleasures
 Stephen Weatherall





Members gallery

- 1 Number 43550
Stephen Blayney
- 2 Emerald Isle
Steve Bullers
- 3 Sunset
Philip Croft
- 4 Pied Wagtail
Bernie Deighan
- 5 Pace Bridge
Kevin Jefferies
- 6 High and Dry
Glen Banna
- 7 River Taxi
David Mace
- 8 Perched Kingfisher
Mal Gribbon
- 9 BTC
Billy Leahy APGAB

NIPA
ROUND FIVE
SUBMISSIONS



Orange Shawl
Adrian Wheeler LIPF
Top Colour Principal



Balinese Beauty
Kevin Jeffries
Top Colour Novice



Fermoyle
Damian McConville LIPF
Top Mono Principal



Gola House
Mark Davison
Top Mono Novice



Hamills Kitchen
Matthew Canning AIPF BPE3*
Top PDI Principal



New Caledonian Crested Lizard
David Mace
Top PDI Novice



Misty Tree
Damian McConville LIPF



In Flight Catering
Stephen Weatherall



Matterhorn
Russell Birch CPAGB



Bleak House
Stephen Weatherall



Kes
Adrian Wheeler LIPF



Lots of Mushrooms
Kevin Vernon

BPIC
AWARDED

10
NIPA
STARS

BPIC'S NIPA STARRED IMAGES 2020-2021



NIPA Star - Round 1 - Mono
Arts and Sciences
Adrian Wheeler LIPF



NIPA Star - Round 1 - Mono
Finn
Matthew Canning AIPF BPE3*



NIPA Star - Round 1 - PDI
Wisteria
Glen Banna



NIPA Star - Round 2 - Colour
Deacon Theatre Melbourne
Stephen Weatherall



NIPA Star - Round 2 - PDI
Waterdrops
Philip Croft

NIPA Star - Round 4 - Mono
Sweethearts
Mark Davison




NIPA Star - Round 4 - Colour
War Widow
Glen Banna





NIPA Star - Round 5 - Colour
Orange Shawl
Adrian Wheeler LIPP



NIPA Star - Round 5 - Mono
Fermoyle
Damian McConville



NIPA Star - Round 5 - PDI
New Caledonian Crested Lizard
David Mace

Want to see more images?

visit the BPIC
Virtual Photographic Exhibition

[Click Here](#)

British Crown Awards Photographic Exhibitions

"The BPE exists to encourage photographers to enter exhibitions and to recognize successful entrants via the issue of the Crown Awards photographic distinctions. Exhibition members share ideas, promote each other's exhibitions and generally work together to promote competitive photography."

This site aims to inform photographers about the exhibitions that are part of the BPE circuit including the dates they occur, whom to contact for each exhibition and where possible, provide downloadable information such as entry forms and promotional posters.

We are often asked how to set about gaining BPE Awards.

For those starting from scratch the system is as follows.

You need to enter any of the BPE member exhibitions listed on the BPE web site. These can be found in the Exhibitions section on this website where you can either download an entry form or find out where you can obtain one via the web site of the club whose competition you wish to enter. With every photo that you have accepted in an exhibition you accrue one point.

When in the first instance you have accrued 25 points you can apply to the BPE Awards Officers (Alison and Andy Fryer) for the One Crown Award. The address to send your application to is BPE Crown Awards Officers, 38 Oldacre Lane, Brocton, Stafford, ST17 0TW

They will send you an application form to fill in listing the year, exhibition, section & numbers of acceptances. Following their verification of the form you will be sent your Certificate & Ribbon & be entitled to use "BPE1*" after your name.

You can continue this process until you reach "BPE5*" for which you will have to have gained 300 points. You are then eligible for ABPE (Associate) and FBPE (Fellow) which you may then apply for.

There is no charge for any of these services, except for the individual exhibition entry fees payable to BPE club exhibitions which you wish to enter.

The BPE currently consists of 17 member exhibitions. These are typically organised by either a single photographic club or by a number of clubs in the same geographical area.

Awards

The National Exhibitions which are members of the British Photographic Exhibitions offer a Crown Award system designed to enable successful exhibition photographers to gain additional recognition. Exhibitors are invited to aggregate their acceptances in the affiliated exhibitions and, upon reaching the accepted aggregate, to apply without charge for a Crown Rating Award. Each successful applicant for an award will receive a Certificate and a Ribbon and will be able to use the letters acknowledging their award after their name.

BPE1 Crown Award - 25 points

BPE2 Crown Award - 50 points

BPE3 Crown Award - 100 points

BPE4 Crown Award - 200 points

BPE5 Crown Award - 300 points

Those who achieve the top crown award rating BPE5* are then invited to aggregate acceptances and awards in the member exhibitions and upon reaching the accepted aggregate to apply, without charge, for Associateship ABPE and Fellowship FBPE. The successful applicant will receive a Certificate and Medal and will be able to use the letters

acknowledging their award after their name.

ABPE and FBPE

For more information and a list of exhibitions visit

<http://www.britishphotographicexhibitions.org.uk/>

British Crown
Awards
Photographic
Exhibitions

BPIC Member
Acceptances
2021



City Hall
Michael Byrne LIPF BPE1*

Claycross - 12 points
Rushden - 11 points
Vales of Evesham (Highly Commended PAGB Ribon) - 14 points
South Birmingham - 12 points

ACCEPTED
PAGB Ribbon



Berlin 56-58
Michael Byrne LIPF BPE1*

Rushden - 11 points
Southport Photographic Society - 12 points



Banded Demoiselle
Michael Byrne LIPF BPE1*

Rushden - 11 points (Bronze Medal Award)



Ride-by
Michael Byrne LIPF BPE1*

Rushden - 15 points (Bronze Medal Award)
Southport Photographic Society - 13 points



Historical Museum
Michael Byrne LIPF BPE1*

South Birmingham - 12 points



Robin Red Breast
Michael Byrne LIPF BPE1*

South Birmingham - 12 points



Green Veil
Michael Byrne LIPF BPE1*



War Widow
Glen Banna

Vales of Evesham - 12 points



Wisteria
Glen Banna

Southport Photographic Society - 12 points
Vales of Evesham - 13 points





Rush Hour
Glen Banna

Rushden - 11 points



Three Pears
Glen Banna

Frome Salon - 12 Points





Pedal Power
Ian Clarke

Vale of Evesham - 12 Points



Cashless
Ian Clarke

Basingstoke Camera Club - 11 Points
Neath & District - 12 Points





The Last Supper
Matthew Canning AIPF BPE3*

Rushden - 11 points



Black Hat
Matthew Canning AIPF BPE3*

Neath & District - 12 Points





Finn
Matthew Canning AIPF BPE3*

Frome Wessex - 12 Points



Florentine Rose
Matthew Canning AIPF BPE3*

Neath & District - 12 Points





Old Stanley with boots
Matthew Canning AIPF BPE3*

Frome Wessex - 12 points



Sleeve Tatto
Matthew Canning AIPF BPE3*

Neath & District - 12 Points





Toxic Breath
Matthew Canning AIPF BPE3*

Neath & District - 12 Points



Toxic Tea
Matthew Canning AIPF BPE3*

Frome Wessex - 13 Points
Neath & District - 13 Points






Upturned Drawer
Matthew Canning AIPF BPE3*

Frome Wessex - 12 points



6 Mountaineers
Mark Davison

Robin Hood - 12 points





GUIDANCE

Instructions for entering NIPA Inter-Club

Competition email addresses

upload@bpicni.com
print@bpicni.com

Instructions for entering NIPA Inter-Club Competition Rounds

As soon as the selection night for a NIPA round has taken place there is no reason why members cannot submit images for the next NIPA round in that season.

Members can submit 2 colour prints, 2 mono prints and 2 PDIs (mono, colour or a mix).

If you are a member of more than one camera club you cannot submit images through both clubs. Please speak to the our chair if this applies to you.

If your image has been previously selected by the club and submitted to NIPA for a round, it cannot be submitted again. However, if you have previously submitted your image to a NIPA round and it was NOT selected to go forward as a club entry to NIPA, there is nothing to prevent you from resubmitting the same image to a subsequent NIPA round.

Prints and PDIs should not be watermarked in any way. The following procedures will be strictly adhered to in the interests of fairness to all members.

Prints

- All prints must be to a maximum 30x40cm size to include mounts if used.
- Using BPIC standard mounts the usual printing size is 8x12in or A4.
- Members can use a different aperture size if they wish e.g. letterbox, square etc
- All prints must be labelled to the top right of the reverse of the print. This also indicates the orientation of the print for display purposes.

Labelling of prints must include:

- BPIC
- NIPA Round #
- Title of Image
- Photographer's Name
- Category (Principal/Novice)

Prints must be submitted by 7.40pm on the relevant selection night.

- PDIs must be sized to a maximum of 1600px (length) x 1200px (height). Any image which does not match the above pixel dimensions will be displayed with a dark grey border
- PDIs must be submitted as JPEGs.
- PDIs must be in sRGB colour space.

PDIs

PDIs must be labelled as follows:

BPIC_NIPAR#_<Title of image>_<photographer's name>_category (principal/novice)

For example: BPIC_NIPAR3_BigTree_JBloggs_Principal

PDIs must be submitted to upload@bpicni.com by 8.00pm the Tuesday before the selection takes place.

If you have a print selected on selection night do not forget to email a PDI version to print@bpicni.com.

Please keep abreast of communications regarding NIPA competitions which are issued via Facebook and/or to the email address you provided.




It's Mine
Ricky Burns



Clash
Glen Banna



Sweethearts
Mark Davison



INSTRUCTION

Resizing Images for Projected Digital Images (PDIs) using Photoshop

Images must be sized to a maximum of 1600 pixels wide and to a maximum of 1200 pixels (px) high. Images which exceed these dimensions cannot be accepted for entry to PDI competitions.

Workflow

Normally images are resized to the specific size and then saved out as JPEGs. This means that you are resizing for 'output'.

The original ('master') file will always retain the original dimensions. This ensures that should you want to print to various sizes in the future you have retained all of the pixels needed.

Having saved any adjustments made to the original image, open the image in Photoshop. Your file may be in RAW, TIFF, PSD or JPEG format.

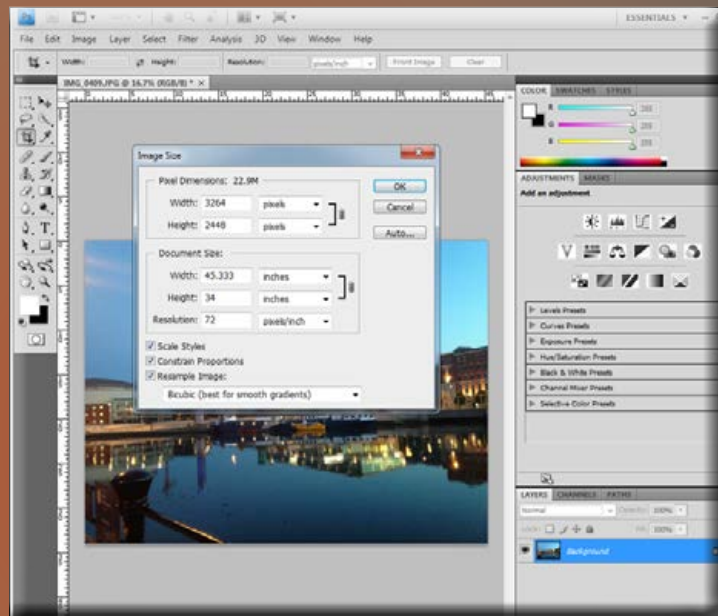
Make a duplicate image as backup, if necessary.

From the IMAGE drop down menu on the toolbar, select IMAGE SIZE as shown below:

This may vary on different versions of Photoshop but ensure CONSTRAIN PROPORTIONS and RESAMPLE IMAGE are checked. Also, ensure BICUBIC is set to AUTO if available. In the example below, AUTO wasn't an option on this version of Photoshop so BICUBIC (best for smoother gradients).

In the PIXEL DIMENSIONS area of the window make the following changes:

For a **landscape** (horizontal) image – set



the pixel width to 1600 or

For a **portrait** (vertical) image – set the pixel height to 1200.

The pixel height/width will automatically adjust to keep the image in the same ratio.

You should then see a maximum width of 1600px for landscape images or 1200px height for portrait images.

Check both measurements after you have resized to make sure the width is no larger than 1600 px and the height is no more than 1200 px

If you were printing the image, you would change the RESOLUTION in the DOCUMENT SIZE section to 240/300

pixels/inch. However, you do not have to change this for PDIs. Click OK.

Save your image out as a JPEG to any folder you wish.

Images must have a title - they won't be accepted without being renamed in this format:

BPIC_NIPAR#_<Title of image>_<photographer's name>_category (principal/novice)

For example: BPIC_NIPAR3_BigBuilding_JoeBloggs_Principal

Remember: PDIs must be submitted to upload@bpicni.com by 8.00pm the Tuesday before the selection takes place.



.....
Little Black Number
by: Matthew Canning AIPF BPE3*
.....



PHOTOGRAPHER OF THE YEAR

Throughout the season members compete for the coveted POTY awards. These are two separate but linked competitions for Novice and Principal. Below are the full POTY rules.

1. Each season, the Club will hold a Photographer of the Year (POTY) competition.
2. The POTY competition will have Principal and Novice categories.
3. Those members eligible to enter the Novice category will be those who still meet the NIPA definition of 'novice' after the end of Round 5 of the NIPA Interclub competition in the current season.

During the NIPA Inter Club rounds each season points towards POTY may be accrued as follows:

1 point for taking part in a NIPA Inter Club round regardless of the number of submissions made.

1 point awarded to the top four Novice images as identified by the judge

1 point awarded to the top Novice image as identified by the judge.

1 point awarded to each of the top four Principal images as identified by the judge

1 point awarded to the top Principal image as identified by the judge.

1 point awarded to the overall top image of the four selected for NIPA by the judge.

1 point for any image that goes on to win a NIPA star.
4. Each dedicated POTY round will have an open theme.
5. The first POTY round will be a PDI only round and will be open to both novice & principal members.
6. Each POTY round will consist of colour and monochrome sections.
7. Each member may enter a maximum of two monochrome and two colour images into each POTY round.
8. In POTY Round 1 the judge will be asked to select 1st, 2nd, 3rd and 4th placed images, in both Novice & Principal categories, in both colour and monochrome.
9. In the Novice & Principal POTY Finals, the judge will be asked to select 1st, 2nd, 3rd and 4th placed images, in both colour and monochrome.
10. Scoring of Round 1 of the POTY competition and of the POTY final rounds will be as follows:
 - The judge is asked to determine the best four images in both Novice & Principal sections. This top four in each section gain 1 point each.
 - The judge is asked to pick the top Novice and top Principal images. These gain a further 1 point
11. The rules and guidelines regarding mounting and sizing of printed images for POTY finals shall be the same as those for NIPA Inter Club rounds:
 - Prints should be on mounts of 30cm x 40cm, or smaller.
 - In all cases the print size must be equal to, or smaller than, the mount size.
 - Using BPIC standard mounts the usual printing size is 8x12in or A4.
 - Members can use a different aperture size if they wish e.g. letterbox, square etc.
 - All prints must be labelled to the top right of the reverse of the print. This also indicates the orientation of the print for display purposes.
12. Each print must show on the back of the mount:
 - POTYNF (Novice Final) or POTYAF (Principal final)
 - Title of image (untitled is not acceptable as a title)
 - Photographer's Name
 - Category (Principal/Novice)
13. The rules and guidelines regarding sizing and colour space of PDI images shall be the same as those for NIPA Interclub rounds:
 - PDIs must be sized to a maximum of 1600px (length) x 1200px (height).
 - PDIs must be submitted as JPEGs.
 - PDIs must be in sRGB colour space.
14. All PDI images must be named in the following format:
 - POTYR1_<Title of image>_<photographer's name>_category (principal/novice)
 - For example: POTYR1_BigBuilding_JBLoggs_Principal.jpg
15. Images that have previously been selected to represent BPIC (or any other club) in NIPA Inter Club rounds may not be entered into POTY.
16. Images that have been previously entered into POTY rounds in previous seasons may not be re-entered during the current competition.
17. Print entries to be submitted to the club by 19:40 hours on the date of the relevant competition round.
18. PDI entries to be uploaded to upload@bpicni.com by 20:00 hours on the Tuesday preceding the relevant competition round.
19. Prizes of Amazon vouchers will be awarded to the first, second & third-placed photographers (novice & principal) after the POTY final rounds.
20. The Principal POTY trophy will be awarded to the Principal member who, at the conclusion of the Principal final of POTY, has accumulated the highest total of points.
21. The Lesley Porter Shield will be awarded to the Novice member who, at the conclusion of the Novice final POTY, has accumulated the highest total of points.
22. Trophies will be held from the date of the presentation (on prize-giving night) until their return is requested by the Committee.
23. Any queries regarding interpretation of these rules and any issues arising as a result, will in the first instance be considered by the BPIC Competitions Committee. The competitions Committee may refer matters to the full Committee as deemed appropriate.

POTY WINNERS 2020/2021

**Novice winner of
The Lesley Porter Shield**

Mark Davison

**Principal/Advanced
winner:**

Matthew Canning AIPF BPE3*







Irish Photographic Federation

Serving Irish photography

Distinctions

One of the key services provided by the federation is the IPF Distinctions service.

Individual photographers present their work before the distinction's judges, who assess whether the applicant should be awarded the relevant distinction applied for.

There are three levels of Distinction – each with their own section on the website. We have provided handbooks for each level of distinction and strongly recommend that all applicants take the time to study the relevant handbook for their level carefully. Handbooks are included in the page for each level.

Licentiateship
Associateship
Fellowship

Distinctions sittings are currently held four times a year:

March (no fellowships at this sitting)
May (all levels)
September (all levels)
November (all levels)

There is a fixed quota of the number of panels assessed at each session on a strictly first come, first served basis. We do not operate a waiting list or a standby list, and we ask that you respect the time given by our volunteers regarding queries about this.

Please also note that once you book your place on a session, you may not change the date or defer your application. If you choose not to proceed on the date you booked, your application fee will be forfeit.

Images used in a Licentiateship panel may not be subsequently used in an

Associateship or Fellowship panel.

Images used in an Associateship panel may not be subsequently used in a Fellowship panel.

Panels must be presented in print form for IPF distinctions. Traditional transparencies (slides) or digitally projected images will not be accepted. Distinctions are also available for Audio Visual presentations. Please contact AV Group for further information.

We have now moved to a fully online application form. This form asks for the same information as the previous paper form; including your name, contact details, camera club and queries relating to your application. PayPal payment is also integrated in the new form, but we will still accept cheques from those not comfortable using PayPal. Please note that PayPal is preferred method of payment and you do not need a PayPal account to pay via PayPal as credit card details may be inserted as a guest user. You MUST use the online application form regardless of payment method.

The application fees are as follows for all new applications:

Members of IPF Affiliated Clubs:

Licentiateship: €60
Associateship: €80
Fellowship: €100

For those who are not members of IPF Affiliated Clubs:

Licentiateship: €80
Associateship: €100
Fellowship: €120

In the remainder of the Distinctions section of this website, you will find Handbooks for applicants of each level of distinction, a gallery of previous successful panels, a list of successful distinction applicants, distinctions protocol document, details of how to pay annual fees and how to order replacement pins/certificates.

<https://irishphoto.ie/distinctions/>

Distinctions

Licentiate (LIPF)

Associate (AIPF)

Fellowship (FIPF)

ANOTHER FINE BPIC MEMBER ACHIEVEMENT

Statement of Intent

My images invite you into the varied and colourful rooms that were once the backdrop to the daily lives of the home dwellers. With the passage of time and natural decay the wallpaper and paint has peeled from the walls and torn curtains hang at a broken window.

Using natural light I wanted to accentuate the items of furniture and personal items that now remain; such as a stove that would have provided warmth and boiled the kettle. A piano that would have filled the room with music when played. A room to sew, a room to dress, a room for a well earned rest. How faith and family were a part of everyday life with framed images on the wall, the bedside table and piano.

I invite you to stay awhile and explore the rooms of our past.



01



02



03



04



05



06



07



08



09



10



11



12



13



14



15



Associateship - Irish Photographic Federation

Awarded to

Matthew Canning AIPF BPE3*

May 2021



.....
Meet me under the clock
by: Michael Byrne LIPF BPEI*
.....





.....
Orange Shawl

by: Adrian Wheeler LIPF
.....



About the RPS

Based in Bristol, UK the Royal Photographic Society is a charity that exists to increase the knowledge and understanding of photography, to promote the highest standards of achievement in photography, and to encourage the public appreciation of photography.

Membership is open to all, irrespective of knowledge or experience.

All that matters is a passion to learn and share with others. They have over 11,000 members in the UK and around the world, many of whom enjoy unparalleled opportunities to share knowledge, meet and learn from one another through over 600 events every year.

Many members join to further their photography and to embrace the challenge of working towards their internationally recognized qualifications.

But they reach far beyond their membership. You can learn about and enjoy photography through many aspects of their work:

They run competitions, create, and host many exhibitions for the wider public to enjoy in their wonderful Bristol gallery, across the UK and far beyond.

Education is central to their work. They run talks, symposia and workshops in their beautiful state-of-the-art auditorium and education centre in Bristol, across the UK and further afield.

They support young people through school and university visits, workshops and by contributing speakers.

They also have an annual bursary programme, offering sponsorship for environmental and medical photography as well as postgraduate research, social documentary issues and short films.

They have been honouring excellence since 1878, and their annual Awards ceremony has been running for decades. Held in London each November, this celebrates the most exceptional individuals across all aspects of the world of photography.

They advocate for photography and photographers by providing feedback in government consultations, work with the police on photographers' rights, and work with other organisations to increase the understanding of copyright.

They also support and work closely with partners that share their passion for photography, to share the enjoyment of photography and its value for social good.

They offer three levels of distinction; Licentiate, Associate & Fellowship. They recommend you apply for the Licentiate first, unless you're an experienced photographer, in which case you may decide to apply for their Associate distinction first.

For the Licentiate, applicants must show (among other criteria) a variety of approach and techniques but not necessarily in subject matter. It's demanding but achievable for most dedicated photographers.

It will require you to submit 10 images which reflect your ability as a photographer. On this page you will find everything you need to apply for the Licentiate (LRPS).

Licentiate Criteria

All applications for the Licentiate distinction will be assessed against the following criteria. Please be sure to read through the LRPS Guidelines for more details about each section:

1. Camera work and Technical Quality
2. Visual Awareness
3. Communication
4. Overall Impression

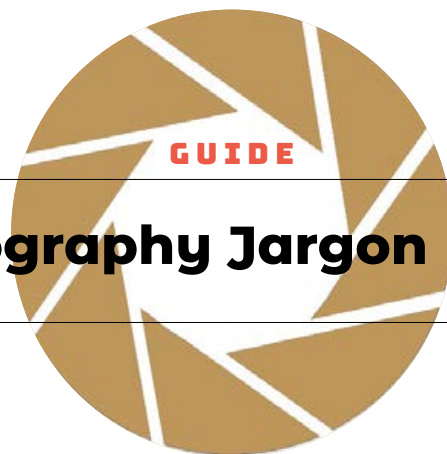
<https://rps.org/qualifications/>

Distinctions

Licentiate (LRPS)
Associate (ARPS)
Fellowship (FRPS)







Photography Jargon Buster

A

few common terms you'll hear at BPIC...

Advanced/Principal - Is a photographer who does not fall under the criteria of a novice as defined on page 12. Recently changed by NIPA from Advanced to Principal, but still often referred to as Advanced, even on NIPA website.

Aperture - A control in a camera lens that affects the exposure and depth of field.

Crop sensor - A camera where the image sensor is smaller than a 35mm film negative.

Cropping - Only using a section of a photo to remove distracting elements or changing the shape of picture to improve the composition.

Depth of Field/Depth of focus/DOF - How much is in focus in-front of and behind the subject.

DLSR, Digital SLR - A generic name for a camera with interchangeable lenses where the view finder looks directly through the lens.

Fast lenses - A lens with a large aperture to be able to shoot in low light or give a shallow depth of field. Fast lenses tend to be more expensive.

Hard light - light that produces strong shadows. Hard light is good for showing texture and form.

ISO - A measure of how sensitive to light your camera is. The ISO can be increased to allow shooting in lower light, but this can add noise to your image.

JPG, JPEG - A common file format for images, which can be easily printed and viewed.

Landscape Format - A picture that's wider than tall.

Letter Box crop - Cropping a picture to be very much wider than tall as if you were looking through a letter box. Often used for landscape photography.

PDI, Projected Digital Images - Photos which are supplied as JPGs (digital files) to be projected onto a screen as opposed to images which are shown as mounted prints. Most competitions have categories for prints and Digital Projected Images. Sometimes this can be referred to as DPI - Digital Projected Images.

Portrait Format - A picture that's taller than wide.

RAW - A special file format for images which needs to be post processed using a program like Lightroom or Photoshop before it can be used, but offers more flexibility in editing

Shutter Speed - In photography, shutter speed or exposure time is the length of time when the film or digital sensor inside the camera is exposed to light, also when a camera's shutter is open when taking a photograph.

Soft light - Light that doesn't create hard shadows. Soft light is great for portraits.

Synch speed - The fastest shutter speed that can be used with flash.

White Balance - Different types of light (sunlight, tungsten, fluorescent tubes) aren't the same colour. Your camera can adjust for this automatically or you can manually change this for greater control or effect.





www.bpicni.com

Member Benefits

What is in it for you?

BPIC offers members an opportunity to improve their photographic skills and knowledge, a venue to challenge those skills, and a forum to share what they have learned with others who have a passion for photography.

Guest speakers: Guest speakers provide informative talks on various aspects of photography with a presentation of digital images and/or prints. Speakers be it amateur or professional are always happy to discuss their images and occasionally will give demonstrations of photographic methods and techniques.

Practical evenings: Occasionally members from the club will run practical evenings, which include the setup of the portrait studio, soft boxes, macro photography, mount cutting, digital image processing and other activities.

Social Media: Members can get involved with the club in our private Facebook Group, follow us on Twitter or contact us via email.

Communications: We use Facebook as our internal club communications system and its purpose is to enable registered members to receive all the latest club information and announcements. As well as discuss and debate various topics.

Club Outings: The club will regularly hold outings. These are generally at a local photographic venue, including local landmarks, tourist attractions and other venues. These are of an informal nature and always full of enjoyment. Tuition and support is available if required.

Equipment: The club have screen calibrators which can calibrate your

computer screen to the right colour settings as well as off camera flashes which can be borrowed. (Deposit required).

Club competitions: Members can also enter regional and national competitions, and work towards externally recognised awards from the IPF, RPS & PAGB. For our inter-club competitions, known as "battles" we like to choose from as many different members' work as possible. These nights take place at different clubs and are always great fun.


Exhibitions: BPIC get involved with Arts Care each year for an exhibition. The exhibition takes place at the Tower Gallery in Belfast City Hospital. This is a chance for members to show their work to a wider audience and from past experience our exhibition material is well received by the general public.

.....
Titanic Belfast Roofline
by: Stephen Blayney
.....



.....
Diamond Ice
by: Liane Hamill
.....







Guest Speakers

September to December

SEPTEMBER

02 - Bernard Geraghty

09 - Sean Allen

16 - Brian Sandham

OCTOBER

07 - Sean O'Riordan

14 - Janet Haines

NOVEMBER

04 - Richard O'Brien

11 - Robert Macaskill

18 - Eddie Cocozza

DECEMBER

02 - Jeanette London

09 - Mathieu Decodts



Darkness Descends
Bernard Geraghty



Image by Sean Allen



Image by Brian Sandham

September

BERNARD GERAGHTY

Guest Speaker - 2nd September 2021



As an introduction, let me explain my journey to you. Photography is a hobby that you can come to at any stage of your life. I personally arrived at this destination in October 2015. I had always been active, played gaelic and soccer, enjoyed my team sports and had relative successes, but felt that I needed a change.

I always had an interest in hiking around Ireland. Until 2015, I never owned a camera so a friend suggested buying one for a hobby and I can honestly say that photography just grabbed me from the moment I took my first shot. It led me on a whirlwind journey around the world with a new appreciation of the wonderful sights around us all.

I live close to the centre of the most beautiful country in the world and I can reach the most fantastic places in less time than it takes most people to commute to work.

[Website](#)

[Facebook](#)

SEAN ALLEN

Guest Speaker - 9th September 2021



I was born in 1967 in West Belfast in the North of Ireland, and I first began taking photos in the early 1980s using my sister's point and shoot 110 film camera.

Belfast in those days was sadly still in the grip of bombings and shootings, but because that was the norm for me and others to witness and experience living here I guess I became desensitized to what I was witnessing and experiencing and we just got on with it..

In 1982 I remember going up onto the Falls Road to photograph the political parades (see photo) I had a wee point and shoot Halina 35mm film camera and when I raised that camera to my eye something inside me made me feel that I was embarking on something special. I felt 'special' I felt 'different' from others around me there I think I felt the Photography buzz rise within me. little did I know how my life would change as a result.

I talk about this amongst other things in the video at the bottom of the page where I take part in an interview with my fiancée Sheena Bleakney where we discuss my life in Photography, the past, present, and future.

[Website](#)

[Facebook](#)

BRIAN SANDHAM

Guest Speaker - 16th September 2021



I've been a professional photographer since 2004 and have a love for all light sources from flash to torch lights and everything in between. Mixing light sources and developing my own methods and adapting others.

Since 2004 I've worked with many models, photographers, Celebrities, singers and more.

I use many light sources, coloured gels, many modifiers and have a LOVE of all things light and drama related. Im available for 121s, Public talks, demos, online and location work. Keep a look out for my new mentoring programme that is being launched 2021.

[Website](#)

[Facebook](#)

October

SEAN O'RIORDAN

Guest Speaker - 7th October 2021



I am an Irish landscape photographer based in Co Limerick. Ireland's landscape is one which continuously offers stunning images and spectacular scenery.

On my website you will find my prints which are available for purchase, blogs I have written and my full portfolio of images.

Sean is also a host of The Tri Pod Photography Podcast.

The Tri Pod is an Irish photography podcast bringing you topical, fun and interactive conversation each week. Join Kevin, Ronan and Sean in a fun, informative and educational photography podcast talking all genres of photography. Want to get involved? You can find them on Facebook, Twitter, YouTube and Instagram! Use the hashtag #thetripodcast Let's talk photography!

[Website](#)

[Facebook](#)

[seanorphoto](#)

[Instagram](#)

JANET HAINES

Guest Speaker - 14th October 2021



As you will see my chosen genre is more or less studio work these days. Having started out as an 'all purpose' worker I narrowed it down to studio and models following a successful weekend workshop, where I simply fell in love with this genre. Because I also love producing fantasy photographic art, working with models allows me to create images in my imagination and then reproduce the poses and looks with the help of my beautiful models.

Over the years I have assiduously worked towards gaining many different awards through different photographic organisations. In doing this it gave me standards to aim for, which in turn helped me to raise my skill levels as I reached ever higher.

Before you move on to look at my work please be aware that some of the images on this web site are of art nudes. This is a challenging genre that I like working in, but if it is offensive to you then please do not complain that you haven't been warned.

I hope you enjoy viewing my images.

[Website](#)

[Facebook](#)



The Sapling
Sean O'Riordan



Blues Signer
Janet Haines FIPF ARPS EFIAP DPAGB



Image by Richard O'Brien

November

RICHARD O'BRIEN

Guest Speaker - 4th November 2021



I'm an IT instructor in my 'day job', which I've been doing since the early 1990's. In that time I've delivered training to somewhere in the region of 40,000 people!

I'm an Adobe Certified Expert in Photoshop, and would like to think that I bring some of my real-world experience (from a photographic perspective) to my training courses, and some of my editing skills, thoughts and processes to my shooting.

I am available for Zoom-based talks, presentations, lectures and training sessions, some of which are detailed below.

If you would like a talk or a training session then please get in touch - I can provide an outline of suggested content, or I can run a completely bespoke session, for up to 15 people.

[Website](#)

[Facebook](#)

ROBERT MACASKILL

Guest Speaker - 11th November 2021



What started as an interest, progressed to a hobby, and then became an obsession...

Photography to me is Phototherapy - I not only enjoy the company and friendships that photography has brought my way, but also the tranquillity and peace of standing alone on a lough shore, listening to the sound of the waves as the sunset lights the evening sky.

I have been on my photography journey for...

at least ten years now - well that was when I got my first DSLR camera, but to be honest I have always been that family member taking the holiday snaps. I ended up getting my first DSLR when a family member was due to photograph the wedding of another family member. In a throw away discussion with my father in law I mentioned that it would be something I would like to do. A few weeks later, him and I set off to buy a second hand DSLR that he had seen on Gumtree...and so the obsession began.

[Website](#)

[Facebook](#)

EDDIE COCOZZA

Guest Speaker - 18th November 2021



Eddie Cocozza joined Wigan 10 in 2019.

I bought my first SLR in '89 and built a darkroom in my loft, left photography again in '95 and returned in 2011 when I bought my first DSLR and joined a camera club. That was when I learned the difference between a snapshot and a photograph.

After moving on from football, karate and scuba diving I found my way in to the quiet and sedate world of photography.

Since joining club photography I found my ambitions growing and I wanted to better my images so I started to look at what other people were producing. In 2012 I was introduced to several members of Wigan 10 Foto Club, that was when I discovered Composite Images and what could be done in Photoshop, but not how it was done, needless to say I wanted to try it, my early attempts were like cardboard cut outs but I persevered and pestered a lot of people to help me, now I feel that I am getting there although I'm still not really sure where "there" is yet.

What Eddie has to say: I don't strive to be a better photographer than anyone else, just to be a better photographer than I was last year.

[Facebook](#)

December

JEANETTE LENDON

Guest Speaker - 2nd December 2021



Smartphone photography

I started my working life many moons ago as a primary school teacher, teaching in Stepney in the East End of London, before following my first love, photography, specialising in Teen, Spotlight, and corporate shoots. I soon discovered that I was using my smartphone to take photos more than my DSLR, which only got an outing when I was on a 'proper' job. I also became very aware how much time and money businesses were spending on their social media imagery, when they could very easily do it themselves.

With my teaching background and my love of photography, the natural progression was to start running smartphone photography workshops for the corporate market and for personal photos too. Everyone has an amazing camera in their pocket – they just need to know how to use it properly, and with the rise in popularity of Instagram, the two go hand in hand.

[Website](#)

MATHIEU DECODTS

Guest Speaker - 9th December 2021



Mathieu Decodts is a full-time professional photographer who lives in the Northern Irish countryside. He has been an artist all his life, working with pencil, paint and clay. He now expresses his artistic ideas using light as his media, capturing it with his camera.

Mathieu has photographed everything from artistic conceptual shoots to full wedding spreads. He now specialises in portraits that convey the exact look, personality, image or brand you want to put across in your photos.

He is known for his hands-on teaching style and though his classes are challenging they are fun above all else.

20+ years creating art with photography,

Qualified Makeup artist

Visual Arts background

Published in Ulster Tatler, Belfast Telegraph, Good Light Magazine to name a few.

Mathieu teaches in his home town of Lisburn, the Crescent Arts Centre Belfast, his studio, online on Skillshare, Youtube and Zoom and anywhere else a good understanding of photography is needed.

[Website](#)

[Facebook](#)



Image by Robert Macaskill



Image by Eddie Cocozza



Image by Janette Lendon



Image by Mathieu Decodts







.....
Heron on a mission
by: Bernie Deighan
.....



.....
The Trot
by: Mark Davison
.....



Guest Judges

September to October

SEPTEMBER 23rd

Round One
Open

Kylie-Ann Martin

OCTOBER 21st

Round Two
Street Photography

Dave Mason



Image by Kylie-ann Martin. EFIAP, BPE2, CPAGB, LDPS



Mirror Talk - Dave Mason

September

KYLIE-ANN MARTIN

Guest Judge - 23rd September 2021



My name is Kylie and I am located in north Birmingham. I have done some paid commercial shoots for Panache - The Band and The Little Sutton School Prom. I am currently working on photography projects with a Yoga Instructor and the Founder of the International Taekwon-Do Council.

My background:

I used the '365 Project' to re-spark my photography interests. Not long afterwards I registered with Aston & Erdington Photographic Society and started entering my work into competitions. From there I became a co-founding member, the Secretary and Treasurer of Trinity Photography Group. Here I earned First Place Season Winner in the Novice group 2015. I left TPG and moved to Walsall Wood and won most of the Intermediate trophies for the 2016-17 Season. Over the last few years I have had a number of images accepted into British Photographic Exhibitions (BPE's) and the International Federation of Photographic Art (FIAP's).

[Website](#)

[Facebook](#)

October

DAVE MASON

Guest Judge - 21st October 2021



I am a British born photographer, I take great pleasure in finding the extraordinary in the ordinary, often documenting the surreal happenings on the city streets.

After spending most of my life living in South London I am now based in the Canterbury area.

My preference, regarding the type of images I produce, is that they have an honesty about them, captured in camera with little, if any, post-processing

[Website](#)

[Flickr](#)



.....
Painted Lilies
by: Mark Overall LIPF
.....



.....
Kerry Mountain Mist
by: David Mace
.....



.....
Belfast by Night
by: Michael Byrne LIPF BPE1*
.....



CALENDAR OF EVENTS

September
to
December

September

2nd - Guest Speaker Bernard Geraghty

I always had an interest in hiking around Ireland. Until 2015, I never owned a camera so a friend suggested buying one for a hobby and I can honestly say that photography just grabbed me from the moment I took my first shot. It led me on a whirlwind journey around the world with a new appreciation of the wonderful sights around us all.

<https://bglandscapetours.ie/>

9th - Guest Speaker Sean Allen

I was born in 1967 in West Belfast in the North of Ireland, and I first began taking photos in the early 1980s using my sister's point and shoot 110 film camera.

16th - Guest Speaker Brian Sandham

I've been a professional photographer since 2004 and have a love for all light sources from flash to torch lights and everything in between. Mixing light sources and developing my own methods and adapting others.

23rd - NIPA Round One NIPA Round 1 selection night

Kylie-Ann Martin
(Adjudication Night 25-10-21)

30th - Practical Night Members as Model Morton Community Centre

October

7th - Guest Speaker

Sean O'Riordan

The youngest host of the #thetripodcast podcast & landscape photographer from Co. Limerick.

14th - Guest Speaker

Janette Lendon

I started my working life many moons ago as a primary school teacher, teaching in Stepney in the East End of London, before following my first love, photography, specialising in Teen, Spotlight, and corporate shoots.

21st- NIPA Round Two

NIPA Round 2 selection night

Theme: Street Photography

Dave Mason

(Adjudication Night 23-11-21)

28th - Practical Night

Light Painting

Morton Community Centre

November

4th - Guest Speaker

Richard O'Brien

I'm an Adobe Certified Expert in Photoshop, and would like to think that I bring some of my real-world experience (from a photographic perspective) to my training courses, and some of my editing skills, thoughts and processes to my shooting.

11th - Guest Speaker

Robert Macaskill

What started as an interest, progressed to a hobby, and then became an obsession...

18th - Guest Speaker

Eddie Cocozza

I bought my first SLR in '89 and built a darkroom in my loft, left photography again in '95 and returned in 2011 when I bought my first DSLR and joined a camera club. That was when I learned the difference between a snapshot and a photograph.

25th - Practical Night

Picture to Print

Morton Community Centre

December

2nd - Guest Speaker

Jeanette Lendon

Smartphone Photography

9th - Guest Speaker

Mathieu Decodts

16th - Quiz Night

Mal's big Christmas Quiz.

23rd - Christmas Break

NO MEETING - Christmas & New year break

30th - Christmas Break

NO MEETING - Christmas & New year break